

THIS DRAWING IS UNPUBLISHED. RELEASED FOR PUBLICATION AUGUST, 2005.

© COPYRIGHT 2005 BY TYCO ELECTRONICS CORPORATION. ALL RIGHTS RESERVED.

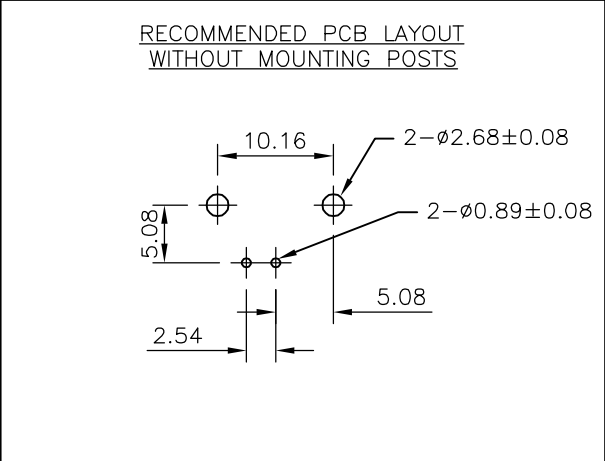
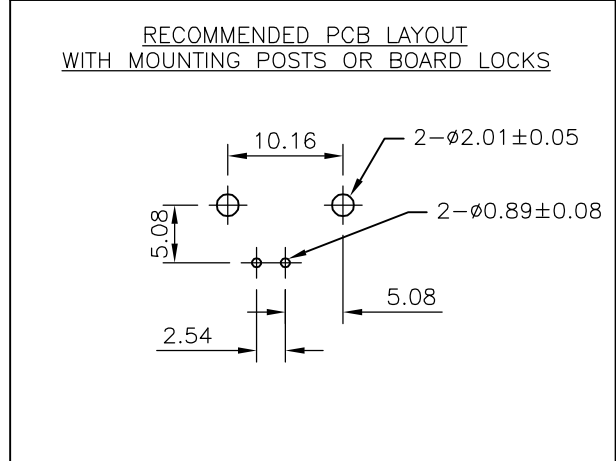
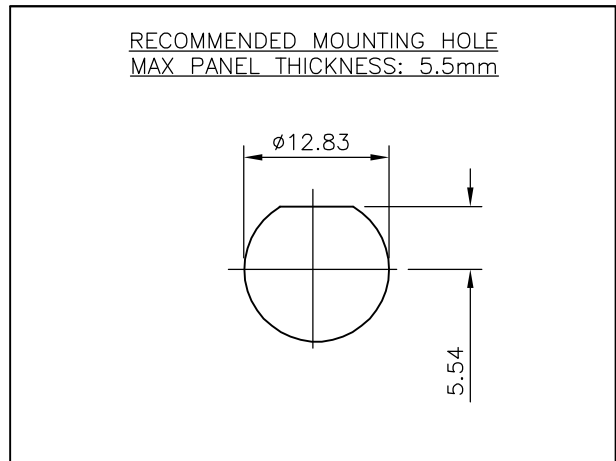
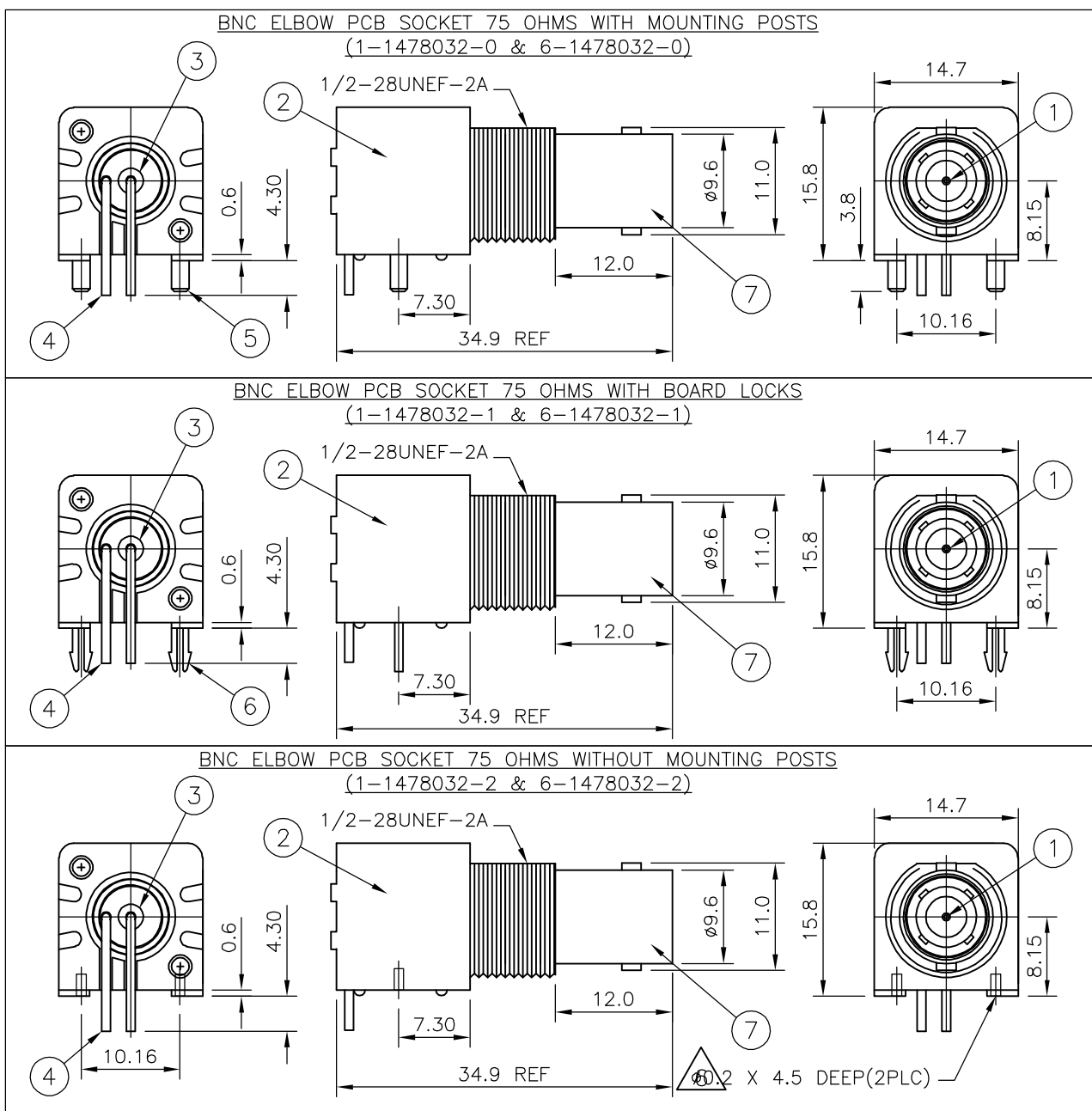
LOC	DIST	REVISIONS					
E	B	P	LTR	DESCRIPTION	DATE	DWN	APVD
		C		ECR-07-003452	13FEB07	JMS	FWK

NOTES:

- 1. SINGLE PACK IN ACCORDANCE WITH AMP SPEC 107-3275
- 2. 50 TRAY PACK IN ACCORDANCE WITH AMP SPEC 107-3275
- 3. GOLD PLATING
- 4. NICKEL PLATING
- 5. TIN PLATING
- 6. RECOMMENDED SELF-TAPPING SCREW 221108-4
- 7. RECOMMENDED MOUNT NUT 1-1634816-0
- 8. RECOMMENDED LOCKWASHER 1-1634817-0
- 9. CHARACTERISTICS

FREQUENCY RANGE:	DC-2GHz
NOMINAL IMPEDANCE:	75 OHMS
WORKING VOLTAGE:	500V RMS
INSULATION RESISTANCE:	5000 MOHMS
DIELECTRIC WITHSTAND VOLTAGE:	1500V RMS
CONTACT RESISTANCE:	
CENTRE CONTACT	1.5 mOHMS
OUTER CONTACT	0.2 mOHMS
- 10. MECHANICAL CHARACTERISTICS

DURABILITY:	50 CYCLES
-------------	-----------
- 11. FOR TECHNICAL DATA REFER TO YOUR LOCAL TYCO ELECTRONICS SALES OFFICE
- 12. ALL DIMENSIONS ARE NOMINAL FOR REFERENCE ONLY UNLESS OTHERWISE STATED



QTY	UNIT	QTY	UNIT	QTY	UNIT	QTY	UNIT	QTY	UNIT	QTY	UNIT	MATERIAL	DESCRIPTION	ITEM
1	1	1	1	1	1	1	1	1	1	1	1	ZINC DIECAST	△ BODY	7
-	-	2	2	-	-	-	-	-	-	-	-	BRASS	△ BOARD LOCK	6
-	-	-	-	-	-	2	2	-	-	-	-	BRASS	△ MOUNTING POST	5
1	1	1	1	1	1	1	1	1	1	1	1	BRASS	△ SOLDER TAIL	4
1	1	1	1	1	1	1	1	1	1	1	1	PE-606	INSULATOR	3
1	1	1	1	1	1	1	1	1	1	1	1	PBT WHITE	HOUSING	2
1	1	1	1	1	1	1	1	1	1	1	1	BRASS	△ CONTACT	1
6--2	1--2	6--1	1--1	6--0	1--0							MATERIAL	DESCRIPTION	ITEM
△	△	△	△	△	△									
QUANTITY PER ASSY											PARTS LIST			

THIS DRAWING IS A CONTROLLED DOCUMENT.

DWN	J.SANDWELL	09AUG05		Tyco Electronics Corporation Bideford, UK, EX39 4HE					
CHK	S.PARLOW	09AUG05							
APVD	F.WHEELER-KING	09AUG05							
PRODUCT SPEC	SEE TABLE								
APPLICATION SPEC	N/A		NAME						
MATERIAL	SEE TABLE	FINISH	SEE TABLE	SIZE	CAGE CODE	DRAWING NO	RESTRICTED TO		
				A3	00779	C-1478032	-		
CUSTOMER DRAWING				SCALE	1:1	SHEET	1 OF 1	REV	C